

Service Support Spirit

How to solve white screen appears on the system screen-F2100B

→ Problem : White screen appears on the system screen

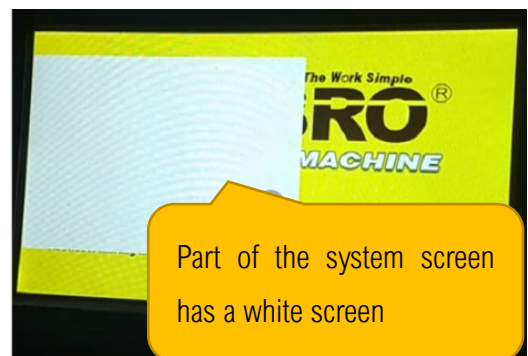
- Solution overview:
1. There is a problem with the G code;
 2. The system display screen is bad;

Problem analysis:

✳ There is a problem with the G code;-- Part of the system screen has a white screen

Solution: Step 1- Start the system, press the DEL button when you are welcome interface AS Show

PIC:



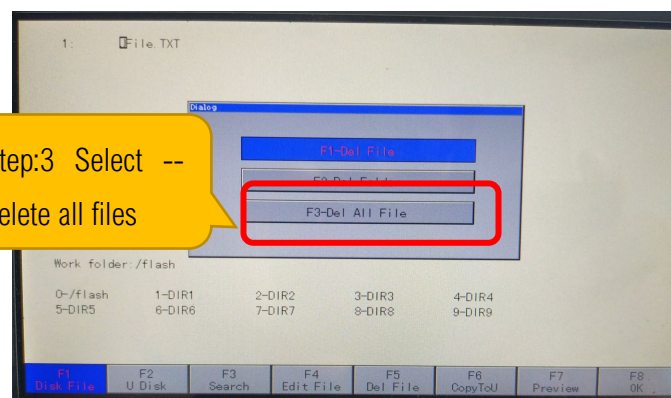
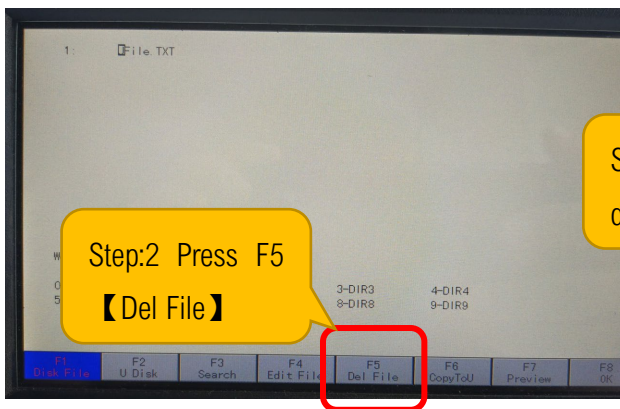
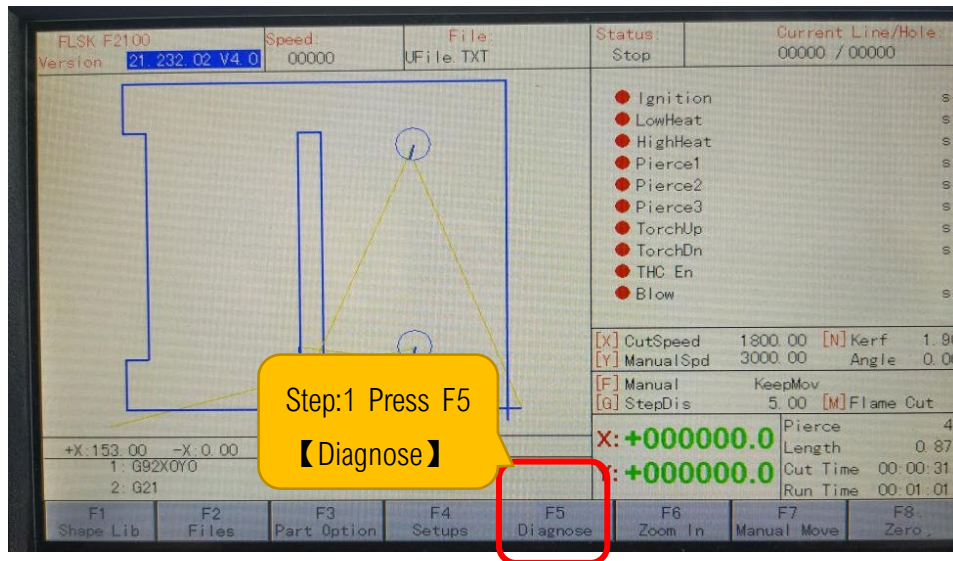
This is the welcome interface



Service Support Spirit

Step 2- Delete system files, --Press F5 on the main interface. Enter the next level interface→

Press F5→Select all delete all files and Press enter AS Show PIC:



Problem analysis:

✳ The system display screen is bad;-- All of the system screen has a white screen

Solution: Need to replace the system-- or mail it to our company for repair